






**JAIPUR MUNICIPAL CORPORATION, JAIPUR**  
**BALANCE SHEET AS ON 31ST MARCH 2015**

<b><u>LIABILITIES</u></b>	<b><u>SCHEDULE</u></b>	<b><u>31.03.2015</u></b> <b>(Amount )</b>	<b><u>31.03.2014</u></b> <b>(Amount )</b>
<b><u>Reserve &amp; Surplus</u></b>			
Municipal (General) Fund	1	11,645,061,830.28	11,658,263,262.30
Earmarked Funds	2	505,002,741.54	455,606,029.00
Reserve & Surplus	3	4,331,031,139.00	4,295,761,030.00
<b>Total Reserve &amp; Surplus (A)</b>		<b>16,481,095,710.82</b>	<b>16,409,630,321.30</b>
<b><u>Grant/ Contribution for Specific Purpose (B)</u></b>	4	<b>5,426,169,424.55</b>	<b>4,301,080,262.00</b>
<b><u>Loans</u></b>			
Secured Loans	5	1,077,410,946.60	631,811,947.00
Unsecured Loans	6	287,500,000.00	337,500,000.00
<b>Total Loans (C)</b>		<b>1,364,910,946.60</b>	<b>969,311,947.00</b>
<b><u>Current Liabilities &amp; Provisions</u></b>			
Sundry Deposits	7	770,314,164.50	629,679,827.00
Sundry Creditors	8	767,407,597.10	863,705,932.00
Statutory Liabilities	9	62,357,252.30	71,361,850.00
Other Liabilities	10	120,626,448.88	111,678,142.00
Provisions	11	27,671,154.00	28,816,149.00
<b>Total Current Liabilities and Provisions (D)</b>		<b>1,748,376,616.78</b>	<b>1,705,241,900.00</b>
<b>TOTAL LIABILITIES (A+B+C+D)</b>		<b>25,020,552,698.75</b>	<b>23,385,264,430.30</b>
<b>Notes On Accounts and Accounting Policies</b>	31		
<p>As per our Report of even date attached For: Jaipur Municipal Corporation</p> <div style="display: flex; justify-content: space-between; align-items: flex-start;"> <div style="width: 45%;"> <p>  <b>Krishna Kumar Chanani</b>  Partner, K K Chanani &amp; Associates  Chartered Accountants  FRN NO. 322232E  Membership No .056045</p> </div> <div style="width: 10%; text-align: center;">  </div> <div style="width: 40%;"> <p> Mayor   Commissioner   F.A.</p> </div> </div> <p>Kolkata, the <u>28th</u> June, 2017</p>			



**JAIPUR MUNICIPAL CORPORATION, JAIPUR**  
**BALANCE SHEET AS ON 31ST MARCH, 2015**

<b><u>ASSETS</u></b>	<b><u>SCHEDULE</u></b>	<b><u>31.03.2015</u></b> <b>(Amount )</b>	<b><u>31.03.2014</u></b> <b>(Amount )</b>
<b><u>Fixed Assets</u></b>			
Gross Block	12	15,000,466,228.00	14,703,667,008.00
Depreciation Fund	13	3,341,545,707.65	2,955,847,362.35
Net Block		<b>11,658,920,520.35</b>	<b>11,747,819,645.65</b>
Capital Work In Progress	14	4,489,512,736.00	4,030,945,706.00
<b>Total Fixed Assets (A)</b>		<b>16,148,433,256.35</b>	<b>15,778,765,351.65</b>
<b><u>Investments</u></b>			
General Fund Investments	15	567,915,743.19	607,563,395.00
Specific Fund Investments	16	505,002,741.54	455,606,028.00
<b>Total Investments (B)</b>		<b>1,072,918,484.73</b>	<b>1,063,169,423.00</b>
<b><u>Current Assets, Loans &amp; Advances</u></b>			
Inventories			
Sundry Debtors/ Receivables	17	6,270,678,622.99	5,595,008,569.63
Cash & Bank Balances	18	1,035,411,647.55	472,657,375.02
Loans, Advances & Deposits	19	493,110,687.13	475,663,711.00
<b>Total Current Assests, Loans &amp; Advances (C)</b>		<b>7,799,200,957.67</b>	<b>6,543,329,655.65</b>
<b>TOTAL ASSETS (A+B+C)</b>		<b>25,020,552,698.75</b>	<b>23,385,264,430.30</b>

Notes On Accounts and Accounting Policies .

31

As per our Report of even date attached

For: Jaipur Municipal Corporation

Krishna Kumar Chanani  
Partner, K K Chanani & Associates  
Chartered Accountants  
FRN NO. 322232E  
Membership No .056045



*[Signature]*  
Mayor




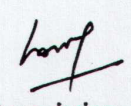

*[Signature]*  
Commissioner

*[Signature]*  
F.A.

Kolkata, the 28<sup>th</sup> June, 2017



**JAIPUR MUNICIPAL CORPORATION, JAIPUR**  
**INCOME & EXPENDITURE ACCOUNT FOR THE YEAR ENDING 31ST MARCH, 2015**

<u>PARTICULARS</u>	<u>SCHEDULE</u>	<u>31.03.2015</u> <u>(Amount)</u>	<u>31.03.2014</u> <u>(Amount)</u>
<b><u>INCOME</u></b>			
Income From Taxes	20	1,083,167,737.00	342,647,328.00
Assigned Compensations	21	2,288,188,000.00	2,080,172,000.00
Rental Income From Municipal Properties	22	5,505,509.00	17,959,559.00
Fees and User Charges	23	702,797,509.06	991,102,865.34
Revenue Grants, Contributions and Subsidies	24	16,703,000.00	308,247,579.00
Income from Corporation Assets and Investment	25	905,547,402.75	787,569,400.00
Miscellaneous Income	26	181,941,018.00	385,890,753.00
<b>Total Income:</b>		<b>5,183,850,175.81</b>	<b>4,913,589,484.34</b>
<b><u>EXPENDITURE</u></b>			
Establishment Expenses	27	2,763,797,140.10	2,408,600,921.00
General Administrative Expenses	28	1,002,643,179.40	1,013,668,111.69
Decrease in Stores/ (Increase in Stock)		-	-
Public Works	29	696,216,140.57	1,363,983,268.00
Miscellaneous Expenses	30	294,147,110.00	453,311,922.00
Interest & Fiancial Expenses		54,400,720.00	50,553,743.00
Depreciation During the Year	13	385,698,345.30	375,562,775.35
<b>Total Expenditure:</b>		<b>5,196,902,635.37</b>	<b>5,665,680,741.04</b>
Surplus/ Deficit before adjustment for pror period items and depreciation		<b>(13,052,459.56)</b>	<b>(752,091,256.70)</b>
Less: Prior Period Items		<b>(25,757.54)</b>	-
Less: Prior Period Adjustments of Depreciation		-	-
<b>NET SURPLUS / DEFICIT</b>		<b>(13,026,702.02)</b>	<b>(752,091,256.70)</b>
Notes On accounts and Accounting Policies	31		
As per our Report of even date attached			
For: Jaipur Municipal Corporation			
 Krishna Kumar Chanani Partner, K K Chanani & Associates Chartered Accountants FRN NO. 322232E Membership No .056045			
Kolkata, the <u>28th</u> June, 2017		 Mayor  Commissioner  F.A.	